


How to choose size of Matrix Sheet or Back

Note: sizes are in inches unless otherwise stated

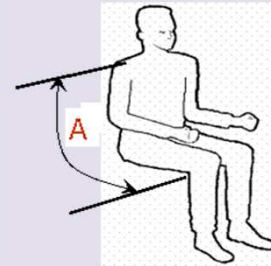
Matrix Sheets:

To determine which size of Sheet is required, when the patient is seated, measure from the top of the shoulder to behind the knee. The result is measurement 'A'. Choose the size of Sheet using the closest 'A' measurement in the following chart:

	'A'	Width
Size 1	25"	17"
Size 2	33"	19"
Size 3	41"	21"
Size 4	49"	23"
Size 5	45"	29"



Matrix Sheet




Matrix Backs:

To determine which size of Back is required, measure from top of the patient's shoulder to the Anterior Superior Iliac Spine (ASIS). The result is measurement 'C'. Choose the size of Back using the closest 'C' measurement in the following chart:

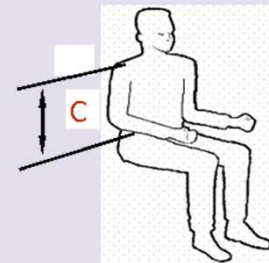
	'C'	Width
Size 1	16"	25"
Size 2	17"	27"
Size 3	18"	29"
Size 4	19"	31"
Size 5	20"	33"
Tall, small	17"	21.5"
Tall, medium	18"	25.4"
Tall, large	19"	27.4"



Standard Back



Tall Back

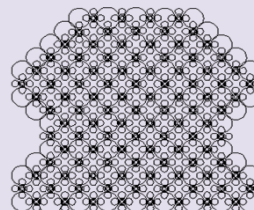


Note(1): the 'C' measurement is shorter than the length of the Matrix Back.

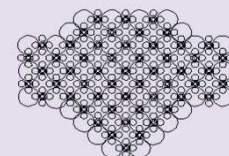
Note(2): the sizes of widths shown above are for 2nd generation Matrix. The sizes for 3rd generation are slightly smaller.

Matrix Smart Backs (for active users):

	Length	Width
Middle Back, small	13.4"	15.8"
Middle Back, medium	15.3"	17.8"
Middle Back, large	17"	21"
Lower Back, small	11"	15.8"
Lower Back, medium	14.3"	20"
Lower Back, large	17"	22.8"



Middle Back



Lower Back